


Co-occurrence of domestic and family violence and child sexual abuse: Fact sheet

Methodology

Figure 1: Flowchart of the scoping review process



Key Findings

Figure 2: Prevalence rates of DFV and CSA victimisation across different populations




Figure 3: Prevalence of DFV and CSA victimisation in general populations disaggregated by sex

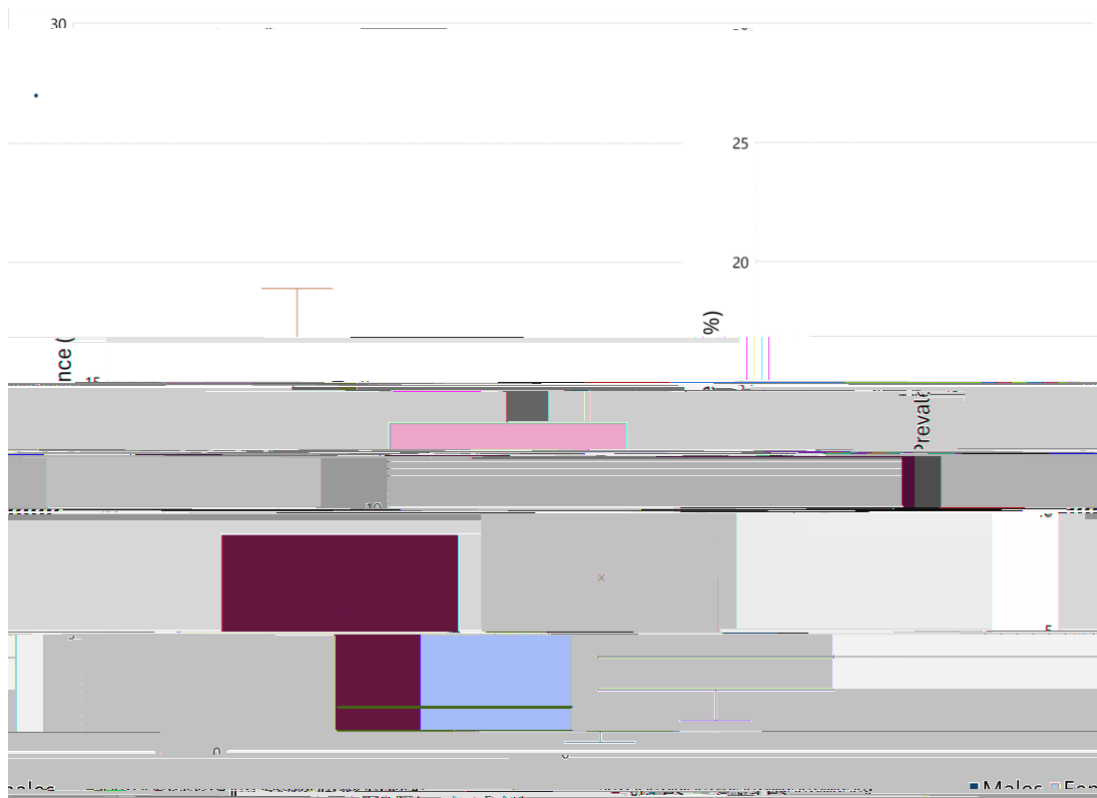


Table 1: Studies with prevalence rates of CSA and DFV in population samples (n=10)

Study	Intersection of CSA and DV	Country	Sample	Methodology
Afifi et al. (2015)	2.8% overall prevalence in both categories - 2.4% (1.5% men, 3.2% women) experienced sexual abuse, exposure to IPV and physical abuse - 0.4% (0.04% men, 0.8% women) experienced sexual abuse and exposure to IPV	Canada (10 provinces)	Representative general population sample (n = 23,395; 50% men, 50% women)	Secondary data analysis from the Canadian Community Health Survey-Mental Health (CCHS-2012)
Ahmadabadi et al. (2018)	12% (1% men, 18.9% women) experienced CSA with maternal IPV victimisation	Australia (Queensland)	Clinical convenience sample (n = 2,064; 43% men; 59% women)	Secondary data analysis of the Mater Hospital and University of Queensland Study of Pregnancy (Najman et al., 2005). Longitudinal study using survey - mothers asked about IPV at 14-year follow-up and adult children asked about CSA at 30-year follow-up.
Fuller				

Table 2: Studies with prevalence rates of CSA and DFV in CSA samples (n=9)

