

Drivers and barriers to heat stress resilience in the urban context

Gertrud Hatvani-Kovacs,
PhD Student (3rd year)

University of South Australia

Supervisors

Dr Martin Belusko

Dr John Pockett

Professor John Boland



27 September, 2016

Heatwaves in Australia now


- Heatwaves are the most **deadly natural hazard** (Coates 2014)
- Cooling demand drives **peak electricity demand** (Australian Electricity Market Operator, 2011), contributing to soaring **electricity prices** and **energy poverty**
- **Air-conditioning (AC)** is one of the **most frequently used adaptation** techniques
- **Negative impacts** of AC:
 - Increased carbon emission
 - Increased dependence on it (Candido, 2010)
 - Warming up the outdoors

Framework for the population heat stress resilience

Adaptation




Electricity




RESILIENCE


IMPACTS



Vulnerability



Built environment



Water



Ambulance

Methods

1. Impacts

Time-series and regression analyses in Adelaide and Sydney

Daily data of: electricity consumption, demand; water demand and morbidity

2. Population resilience

Online survey

Representative sample from Adelaide (N=393) and questions about: demography, built environment, retrofitting activity, adaptation, heat-related health problems.

3. Heat stress resistance of buildings

Drag picture to placeholder or click icon
to add

Drag picture to placeholder or click icon

Results, online survey on heat stress resilience

- The **health of one fifth** of the population was impacted by a medium heatwave.
- **Three quarters of dwellings** were reported having insufficient heat stress resistance.
- **Tenants** tended to have more health issues and live in less heat stress resistant homes
- Homes with roof insulation had less health issues
- >>>
Implement
the Energy Performance Certificate




Results, online survey on heat stress resilience

- **Pre-existing health conditions** predicted higher vulnerability and they were oblivious of their vulnerability
 - In contrast, **older people adapt more** and live in more resistant homes
 - 6-9% of the population lives among poor housing conditions and suffers from **energy poverty**
-

Results: AccuRate simulation

Homes with more stars can

- have higher cooling consumption
- have higher peak demand
- get overheated more
- than **buildings with fewer stars**



Thank you for your attention!

Email

gertrud.hatvani-kovacs@mymail.unisa.edu.au

CRC LCL research project webpage

<http://www.lowcarbonlivingcrc.com.au/research/program-2-low-carbon-precincts/rp2005-urban-micro-climates>

PhD talk in the Science Show on the ABC RN, 2nd
April, 2016,

<http://www.abc.net.au/radionational/programs/scienceshow/coping-with-heatwaves/7291978>
