


# 16

## IN THIS UNIT ...



- Describing where we live
- Housework
- Adjectival clauses



THIS IS WHERE I LIVE.

In this unit we learn how to talk about where we live – our accommodation and our neighbourhood. We also take an important step forward in increasing our powers of expression in Korean by learning how to describe actions, situations and states using adjectival clauses.

## 1 This is my room.



**LANGUAGE NOTE:** The pattern “... VST - / /... - ” conveys the meaning: *because ....* (We’ve in fact met this pattern already in (Sorry I’m late) in Page 4.) Thus, in the text means “*Because I did the cleaning this morning, my room is very clean.*”

## 2 Rooms and Places

( )	bedroom	과 의	kitchen
	family room		dining room
	sitting room		entry (of a house)
	bathroom		garage
	laundry room		garden

## 3 More Rooms, Places, etc

room	2	(SK)	two-storey house
room with under-floor heating			house/flat rent
balcony	( )	-	pay the rent
apartment, flat			the house next door
(back)yard			next door neighbour

## 4 Some Description Verbs

-	clean	-	quiet
-	dirty	-	nearby
-	noisy	-	far away

### LANGUAGE NOTES

**Description Verbs ending in ㅁ** As we studied earlier, Description Verbs

**Distances from a point** When we want to say how far one location is from another we use - as follows.

?	Is the house far from the station?
?	Is the post office far from the bank?

We can, of course, just as easily ask how near they are to each other.

?	Is the house near the station?
?	Is the post office near the bank?

## 5 Furniture and Fittings

bed	dining table
wardrobe	(standing) lamp
cupboard	desk
kitchen sink	bookcase

## 6 Household Appliances and Equipment

refrigerator	plates, dishes
- electronic	dishwasher

You'll also find useful to know the following expressions. (For how to refer to periods of time, see Page 76.)

everyday	once every third day
everyday	once a week
every month	once a month
every year	once a year
once every second day	twice a year

## 9 Telephone INSA

Using the telephone can often seem like the most daunting of tasks in a new language. However, the following phrases might at least help you to get to first base.

The standard phrase in answering the telephone, equivalent to 'Hello.' is:

, *Hello.*

If you're calling a private number, then you'll want to ask for the person you're calling:

, ? *Hello, is Mr Kim Gi-Hyun there?*

Or, if you feel fairly sure that you're already speaking to Mr Kim you can confirm this by saying:

, ? *Hello, is that Mr Kim?*

If you're coming through a switchboard you can ask to be connected to an extension number by saying:

, 1, 2, 3, 4 (SK). *Hello, (connect me to extension) 1234, please.*

Or you can ask for the individual concerned:

, *Hello, please connect me with Mr Kim Gi-Hyun.*

We'll deal with other possible situations later on in this course, but it's worth mentioning that Korean telephone etiquette may seem rather abrupt compared with, say, Western phone etiquette. When the conversation finishes, for example, you may observe people simply hanging up without any 'Goodbye'! You may from time to time hear people saying , which literally means *I disconnect the line.*

## 10 Korean Addresses

Following is the address of Seoul National University, written in Korean. Note that in contrast to Western practice it works from the broadest unit to the most particular. That is, where we would use the order *house number – street – suburb – city – state – country* in Australia, Korean would use the reverse order. In order, the units in a Korean address are generally - (province), - (city), - (district), - (ward), followed by a house or apartment number. Street numbers are rarely referred to. Seoul National University is located in Seoul ( – the official administrative title for Seoul), Gwanak ('hat-shaped mountain peak') District, Gwanak Road, Number 599. In fact, Seoul National University's address is one of th50district n0(599.)-31



---

## Sentence building

book